

Where Does Your Trash Go?

Ever wonder what happens to your trash after the trash truck comes by and picks it up?

Today it goes mostly to local landfills, but they cannot expand enough to meet our needs. These urban landfills, once they are closed, can serve as open space, parks and golf courses. Chances are that in the future some of your trash will also travel long distances to remote landfills. With your help, all recycled materials will be sorted out and only trash will be hauled away.



Always remember, you can **reduce** the amount of trash you create by not buying over-packaged products, **reuse** everything that you can (things like refillable soap dispensers), and **recycle** your cans, bottles, paper and grass clippings. For more information contact the Sanitation Districts of Los Angeles County at (562) 699-7411 or visit us at www.lacsd.org


In Your Home

You probably already separate recyclables from your trash at home. You either place them in a container for curbside pickup or take the recyclables to a buy-back location (such as aluminum and glass recycling centers). The recyclables will be sorted and separated at a materials recovery facility. Even old computer monitors and hazardous waste like paint can be recycled at special collection events.




Businesses

Businesses may also separate some recyclables like cardboard or white paper. In some cases, the recyclables are sorted through at the materials recovery facility.




Materials Recovery Facility

Trash is brought in and sorted to remove recyclables. The recyclables are organized, packaged and delivered to industries to make new products. The non-recyclable trash (such as food wrappers or chicken bones) is loaded into big metal containers and trucked to the intermodal facility.



Intermodal facility

This facility loads the sealed containers onto train cars for travel to a remote landfill.



Waste-by-Rail Train

A train is loaded with the sealed containers. Each container can hold as much as 30 tons of trash. Each train can haul 130 to 200 containers depending on the tons of trash in each container. The containers are removed from the train at another intermodal facility and emptied into the remote landfill.

Remote Landfill

This is a landfill that meets all the environmental safeguards of urban landfills, but is located in a remote area where land is available, unlike our crowded urban environment. The safeguards include covering the trash with dirt at the end of each day and having a plastic liner under the entire landfill to protect the environment.

© 2003 Sanitation Districts of Los Angeles County. All Rights Reserved.