



- 6. Re: Wastewater Budget Matters for Fiscal Year 2024-25
  - (a) Establish by Resolution Appropriations Limit of \$26,370,037 as Required by California Government Code Section 7910
  - (b) Adopt Operating Budget
  - (c) Adopt Resolution Requesting Tax Levy of \$5,454,000
  - (d) Authorize Appropriations per Budget

Summary: A letter discussing fiscal year 2024-25 budget matters and a report on the Joint Outfall System Capital Improvement Program accompany the agenda. This item is consistent with the Districts' Guiding Principles of commitment to fiscal responsibility and prudent financial stewardship; and to plan for both short-term and long-term needs to minimize the need for significant rate increases.

**Adjourn**

**Status Report:** Prior to or during the meeting session, the Chief Engineer and General Manager may update the Directors on various matters concerning the Districts that may be of current interest to the Directors.

**Public Comment:** Members of the public may address the Board of Directors on any item shown on the agenda or matter under the Board's authority. A "Request to Address Board of Directors" form is available. In compliance with the Americans with Disabilities Act, if you require special assistance to participate in this meeting, please contact the Secretary to the Boards' Office (562) 908-4288, extension 1100. Notification of 48 hours prior to the meeting will enable staff to make reasonable arrangements to ensure accessibility to this meeting. (28CFR 35.101 et seq. ADA Title II).

**Document Requests:** Links to supporting documents are available online at the time of posting. Agendas and supporting documents or other writings that will be distributed to Board members in connection with matters subject to discussion or consideration at this meeting that are not exempt from disclosure under the Public Records Act are available for inspection following the posting of this agenda at the office of the Secretary to the Boards of Directors located at the Districts' Joint Administration Building, 1955 Workman Mill Road, Whittier, California, 90601, or at the time of the meeting at the address posted on this agenda.



**LOS ANGELES COUNTY  
SANITATION DISTRICTS**  
*Converting Waste Into Resources*

**Robert C. Ferrante**  
Chief Engineer and General Manager

1955 Workman Mill Road, Whittier, CA 90601-1400  
Mailing Address: P.O. Box 4998, Whittier, CA 90607-4998  
(562) 699-7411 • www.lacsd.org

May 13, 2024

Boards of Directors  
Los Angeles County Sanitation Districts

Directors:

**Investment Policy**

The agenda for upcoming meetings of the Boards of Directors contains an item regarding proposed revisions to the Districts' Investment Policy (Policy). The Policy establishes the practices under which the Districts invest reserves until such time as they are needed to meet expenses and identifies what types of investments are allowable. The current Policy already allows for investment with the County's Pooled Surplus Investment Fund; however, a narrow change is being proposed to allow investment in shared investment pools comprised of other California public agencies. This proposed change will allow investment in the broader class of all such investment pools and would allow the Districts to diversify their investments into investment pools such as the California Asset Management Program (CAMP) and California Cooperative Liquid Assets Securities System (CLASS). In May, these revisions were unanimously endorsed by the Personnel Committee, comprised of the Chairs of all of the active Districts.

The proposed Policy will be presented to each Board for adoption over the next several months. If approved, the new Policy will take effect after adoption by all of the Boards.

Very truly yours,

Robert C. Ferrante

RCF:JLF



**LOS ANGELES COUNTY  
SANITATION DISTRICTS**  
*Converting Waste Into Resources*

**Robert C. Ferrante**

Chief Engineer and General Manager

1955 Workman Mill Road, Whittier, CA 90601-1400

Mailing Address: P.O. Box 4998, Whittier, CA 90607-4998

(562) 699-7411 • [www.lacsd.org](http://www.lacsd.org)

---

# INVESTMENT POLICY

---

## **Proposed 2024 Revisions**

*For Clarity, Only Substantive Changes Shown; Formatting and other Minor Edits Not Shown*

**TABLE OF CONTENTS**

Policy Statement ..... 1

Treasurer; Administration ..... 1

Trustee’s Duties and Objectives ..... 1

Investment Instruments Allowed ..... 2

Investment Limits and Allocation ..... 3

Maximum Maturities ..... 4

Purchasing Entities ..... 4

Investment Safekeeping ..... 4

Reporting Requirements ..... 4

Internal Control ..... 5

Ethics and Conflicts of Interest ..... 5

Investment Policy Adoption ..... 5

# Investment Policy

## SECTION 1. POLICY STATEMENT

This Investment Policy of the Los Angeles County Sanitation Districts (each, a “District” and, collectively, the “Districts”) provides for the prudent investment of the Districts’ funds and the effective management of investment activities. This Policy covers all investment activities directly controlled by each District.

## SECTION 2. TREASURER; ADMINISTRATION

- 2.1 The District’s Chief Engineer and General Manager is hereby appointed Treasurer of each District and is trustee of the Districts’ funds.
- 2.2 The Treasurer, or his or her designee, is hereby authorized to implement this Policy, and to manage, deposit, and invest Districts’ funds in accordance with this Policy and all provisions of law.
- 2.3 The Treasurer shall report to the Boards of Directors in accordance with the requirements of law and this Investment Policy.

## SECTION 3. TRUSTEE’S DUTIES AND OBJECTIVES

The District and the Treasurer are trustees of the public funds of the District and shall implement this Policy using the Prudent Investor Standard and the priority of investment objectives below.

### 3.1 Prudent Investor Standard

The prudent investor standard is set forth in California Government Code Section 53600.3, which provides:

“When investing, reinvesting, purchasing, acquiring, exchanging, selling, or managing public funds, a trustee shall act with care, skill, prudence, and diligence under the circumstances then prevailing, including, but not limited to, the general economic conditions and the anticipated needs of the agency, that a prudent person acting in a like capacity and familiarity with those matters would use in the conduct of funds of a like character and with like aims, to safeguard the principal and maintain the liquidity needs of the agency. Within the limitations of this section and considering individual investments as part of an overall strategy, investments may be acquired as authorized by law.”

### 3.2 Investment Objectives

1. The Districts’ priority of investment objectives is set forth in Government Code Section 53600.5, which provides:

“When investing, reinvesting, purchasing, acquiring, exchanging, selling, or managing public funds, the primary objective of a trustee shall be to safeguard the principal of the funds under its control. The secondary objective shall be to meet the liquidity needs of the depositor. The third objective shall be to achieve a return on the funds under its control.”

2. The Treasurer shall pursue these objectives as follows:
  - a. *Safety of Principal:* In safeguarding the principal of District funds the District Treasurer shall evaluate or cause to have evaluated each potential investment, seeking both quality in issuer and in underlying security or collateral, and shall diversify the portfolio to reduce exposure to loss.
  - b. *Liquidity:* In order to meet the Districts' liquidity needs, investments must be made so that maturity dates are compatible with cash flow requirements and, when required, permit easy and rapid conversion into cash.
  - c. *Return on Investments:* Investments will be undertaken to produce a market rate of return after first considering safety of principal and liquidity.

#### **SECTION 4. INVESTMENT INSTRUMENTS ALLOWED**

The Districts' funds may be invested in the following investment instruments:

##### **4.1 Los Angeles County Pooled Surplus Investment Fund (PSIF)**

The PSIF is a pooled investment fund created under Government Code Section 27000 et seq. and is administered by the Los Angeles County Treasurer and Tax Collector. PSIF is a voluntary government investment pool that allows local agencies to participate in a major portfolio using the investment expertise of the Los Angeles County Treasurer's investment staff. Investments in PSIF typically consist of those funds required to cover the District's operating needs.

##### **4.2 State of California Local Agency Investment Fund (LAIF)**

LAIF is a pooled investment fund created under Government Code Section 16429.1 et seq. and is administered by the California State Treasurer. LAIF is a voluntary government investment pool that allows local agencies to participate in a major portfolio using the investment expertise of the State Treasurer's Office investment staff.

##### **4.3 United States Treasury Bills, Notes, Bonds, Certificates of Indebtedness**

Treasury bills, notes, bonds, and certificates of indebtedness are fixed-income investments issued by the U.S. Treasury Department for which the faith and credit of the United States are pledged for the payment of principal and interest.

##### **4.4 United States Government-Sponsored Enterprises (GSE)**

GSEs consist of privately held corporations with public purposes created by the U.S. Congress to reduce the cost of capital for certain borrowing sectors of the economy. Members of these sectors include students, farmers, and homeowners. GSEs carry the implicit backing of the U.S. Government, but they are not direct obligations of the U.S. Government.

##### **4.5 State Obligations**

Registered state warrants or treasury notes or bonds of any of the 50 U.S. states, including bonds payable solely out of the revenues from a revenue-producing property owned, controlled, or operated by any state or by a department, board, agency, or authority of any state.

#### 4.6 California Local Agency Obligations

Bonds, notes, warrants, or other evidences of indebtedness of a local agency within the state of California, including bonds payable solely out of the revenues from a revenue-producing property owned, controlled, or operated by the local agency, or by a department, board, agency, or authority of the local agency.

#### 4.7 California Local Agency Investment Pools

Shares of beneficial interest issued by a joint powers authority organized pursuant to Government Code Section 6509.7 that invests in the securities and obligations as described in Government Code Section 53601 subdivision (p).

#### 4.74.8 Medium-Term Notes

Medium-term notes are all corporate and depository institution debt securities with a maximum original maturity of five years or less, issued by corporations organized and operating within the United States or by depository institutions licensed by the United States or any state and operating within the United States. To be eligible as a District investment, medium-term notes must be rated "A" or its equivalent or better by S&P Global Ratings, Moody's Investor Services, Inc., or Fitch Ratings, Inc.

#### 4.84.9 Deposits held at Nationally- or State-chartered Banks, or State or Federal Savings and Loan Associations

Banking or savings and loan institutions holding demand deposits for the District must meet the definitions provided in California Financial Code section 5102 and must have a rating of "A" or better on its long-term debt by S&P Global Ratings, Moody's Investor Services, Inc., or Fitch Ratings, Inc. Demand deposits must be fully collateralized in accordance with California Government Code Section 53652.

#### 4.94.10 Shares of beneficial interest in funds investing in U.S. dollar-denominated money market securities (Money Market Funds)

Money Market Funds in which the District invests must be registered with the Securities and Exchange Commission under the Investment Company Act of 1940, and have achieved the highest letter ranking by two of the following: S&P Global Ratings, Moody's Investor Services, Inc., or Fitch Ratings, Inc.

### **SECTION 5. INVESTMENT LIMITS AND ALLOCATION**

5.1 The Treasurer shall continuously evaluate market conditions economic data, interest rate trends and forecasts, and the Districts' cash flow requirements. When appropriate, the Treasurer shall obtain quotations from brokers, dealers, banks, savings and loan institutions and the Los Angeles County Treasurer's Office. Investments in the PSIF and LAIF will be monitored continually. All of these factors must be considered, among other things, in determining where, in what denomination and for what maturity investments are made.

5.2 The following limits shall apply to each District's invested funds:



1. No more than 60% of any District's funds may be invested in any one GSE.
  2. The total of the medium-term notes may not exceed 30% of any District's funds, with no more than 10% in aggregate in medium-term notes rated A.
  3. No more than 10% of any District's funds may be invested in the securities of any single corporate entity or depository institution rated AA or greater and no more than 2% of any District's funds may be invested in the securities of any single corporate entity or depository institution rated A.
  4. No more than 20% of any District's funds may be invested in Money Market Funds, and no more than 10% of any District's funds may be invested in any single Money Market Fund.
- 5.3 The percentage limitations in Section 5.2 will apply at the time the investment is made. For purposes of calculating these percentages, District funds include all cash and investments of a District as reflected in each District's most recent books of account.
- 5.4 Any investments owned by any District that have been downgraded to a rating below A shall be considered to be rated A for the purposes of calculating percentage limits as prescribed in Section 5.2.

#### **SECTION 6. MAXIMUM MATURITIES**

The Treasurer shall match investments with anticipated cash flow requirements and will not invest in securities with a remaining maturity of more than five years unless approved by the Board of Directors, either specifically or as a part of an investment program, at least three months prior to purchase.

#### **SECTION 7. PURCHASING ENTITIES**

- 7.1 As required by Government Code Section 53601.5, investments not purchased directly from the issuer or not purchased using pooled funds in PSIF or LAIF must be purchased from or through:
1. An institution licensed by the State of California as broker/dealer, as defined in Section 25004 of the Corporations Code;
  2. A member of a federally regulated securities exchange;
  3. A national or state-chartered bank;
  4. A savings association or a federal association; or
  5. A brokerage firm designated as a primary government dealer by the Federal Reserve Bank.

#### **SECTION 8. INVESTMENT SAFEKEEPING**

To ensure a high degree of internal safety, all certificates or other evidence of securities or other investments purchased by or for the Districts will be held for safekeeping as required by law. The Treasurer may require any securities to be held by an entity other than the selling party of the security. Any specific investments must be held for safekeeping by a third-party custodian designated by the Treasurer and must be segregated from and not commingled with the funds of other investors or the County.

#### **SECTION 9. REPORTING REQUIREMENTS**

In accordance with Government Code Section 53646, the Treasurer shall prepare and submit a quarterly report to the Boards of Directors. The quarterly report must comply with applicable law and include the security type, issuer, investment yield, date of maturity, par value, amount invested, current market value and source of this valuation. Any investments in PSIF or LAIF will be included with a summary of that pool's most recent investment statement.

#### **SECTION 10. INTERNAL CONTROL**

In addition to the certified public accountant's yearly independent audit of the Districts, the Treasurer will cause the Districts' Internal Auditor to conduct semi-annual audits of the investment portfolio to ensure compliance with this Investment Policy and related procedures.

#### **SECTION 11. ETHICS AND CONFLICTS OF INTEREST**

Officers and employees of the Districts involved in the investment process are prohibited from personal business activities that could conflict with proper execution of the Districts' investment program, or which could impair their ability to make impartial investment decisions. Employees and investment officials must disclose to the Treasurer any material financial interests in financial institutions, broker dealers and vendors that conduct business with the Districts and must disclose any larger financial/investment positions which could relate in a conflicting manner to the performance of the Districts' investment portfolio by filing Form 700 annually.

#### **SECTION 12. INVESTMENT POLICY ADOPTION**

This Policy will be reviewed on an annual basis and any modifications must be approved by all of the Districts' Boards of Directors. Prior to that review, the matter will be referred to the Personnel Committee (comprised of the Chairpersons of the Board of Directors of each active District) for its consideration. This Policy will become effective after approval by all of the Districts Boards and supersedes the Investment Policy for each individual District.

Adopted by all Boards \_\_\_\_\_ 2024



May 30, 2024

Boards of Directors  
Los Angeles County Sanitation Districts

Dear Directors:

**Wastewater Budget Matters for Fiscal Year 2024-25**

The agendas for the upcoming meetings of the Boards of Directors contain items relating to wastewater budget matters for fiscal year 2024-25. These items include establishing the appropriations limit on the proceeds of taxes; adopting the sewerage system final budget; requesting the tax levy; authorizing appropriations per the sewerage system budget; and, for certain Districts, actions related to the previously filed Service Charge Report.

**APPROPRIATIONS LIMIT**

The Constitution of the State of California places a limit on the authorization to expend the proceeds of taxes levied by state and local governments in California. In addition, the Government Code requires the governing body for each local jurisdiction to establish, by resolution, the appropriations limit for each fiscal year. The appropriations limit for fiscal year 2024-25 has been determined by adjusting the previous limit for fiscal year 2023-24 based upon population change factors for Los Angeles County and the change in the California Personal Per Capita Income. The appropriations limit has also been adjusted to include the increased operation and maintenance and capital costs of treatment processes and facilities needed to comply with state and federal requirements. All of this is in accordance with the procedures outlined in *Article XIII B* of the Constitution and *Section 7910* of the Government Code. The proposed appropriations limit and anticipated tax revenue are enclosed. This information has been available to the public at the Districts' Joint Administration Office in conformance with the requirement that the documentation used in the determination of the appropriations limit be available fifteen (15) days prior to its establishment by the Board of Directors. This item does not apply to the Newhall Ranch Sanitation District since this District does not receive ad valorem taxes.

**FINAL BUDGET FOR FISCAL YEAR 2024-25**

Enclosed for your review are the proposed final fiscal year 2024-25 budgets for the District and the Joint Outfall System (JOS), if applicable. Budgets include a list of proposed capital projects (if any) along with descriptions of the projects; a list of user fees; information on the monies set aside in various funds/reserves; and an explanation of terms used in the budget. The JOS budget will only be adopted by District No. 2, the administrative District for the JOS. Joint Administration and Joint Outfall costs are allocated to each District according to the ratio of the number of sewage units in a District to the total number of sewage units in all the Districts signatory to each agreement. A sewage unit represents the average daily sewage flow and strength (measured in terms of chemical oxygen demand and suspended

solids) from a single-family home. This method of allocating costs considers flow as well as the strength of sewage from all types of users and is the most equitable way to distribute joint costs.

#### SERVICE CHARGE REPORT

District Nos. 4, 9, 17, 20, and 28 will also have an item regarding the Service Charge Report previously filed with the District Clerk. Adoption of the Service Charge Report is required each year to collect the wastewater service charge on the property tax roll for residential, commercial, and small industrial dischargers. This is the most cost-effective and efficient means of collecting the service charges.

Prior to considering adoption of the Service Charge Report, the Board must hold a public hearing. The date, time, and location of the public hearing is listed on the agenda. Notice of the public hearing is published twice in newspapers of general circulation within the District. Public testimony will be accepted at the public hearing and all written comments must be received at or by this time. After all public input has been received by the Board, the public hearing will be closed, and the Board will consider adoption of the Service Charge Report. A copy of the Service Charge Report is attached to the agenda for District Nos. 4, 9, 17, 20, and 28 only.

#### SUMMARY OF REQUIRED ACTIONS

At the June Board meetings, it will be recommended that the Boards of Directors adopt a resolution establishing the appropriations limit on the proceeds of taxes; adopt the final budget for fiscal year 2024-25; adopt a resolution requesting the tax levy; authorize appropriations in the sewerage system budget; and adopt the Service Charge Report (District Nos. 4, 9, 17, 20, and 28 only), all as shown on the agenda.

Very truly yours,



Robert C. Ferrante

RCF:gc

Enclosures

**County Sanitation District No. 1 of Los Angeles County  
Final Operating Fund Budget (\$ in thousands)  
Fiscal Year 2024-25**

	<b>Adopted 2023-24 <sup>(1)</sup></b>	<b>Proposed 2024-25 <sup>(1) (2)</sup></b>
<b><u>Starting Balance</u></b>	<b>\$ 19,806</b>	<b>\$ 32,987</b>
<b><u>Sources of Funds</u></b>		
Service Charge	\$ 29,110	\$ 30,039
Total Operating Revenue	29,110	30,039
Ad Valorem Tax Revenue	4,760	5,454
Interest	495	825
Total Non-Operating Revenue	5,255	6,279
<b>Total Sources of Funds</b>	<b>\$ 34,365</b>	<b>\$ 36,318</b>
<b><u>Use of Funds</u></b>		
Joint Outfall Operations	\$ 28,415	\$ 33,103
Other Operational Expenditures	69	57
Operations and Maintenance Expense	28,484	33,160
Joint Outfall Capital	4,849	1,775
Capital Expense	4,849	1,775
<b>Total Use of Funds</b>	<b>\$ 33,334</b>	<b>\$ 34,935</b>
<b><u>Ending Balance</u></b>	<b>\$ 20,838</b>	<b>\$ 34,370</b>

(1) The Adopted FY 23-24 Budget is presented as adopted by the Board in 2023. The ending balance reflects the estimate at that time, and therefore may not match the current estimated starting balance for the Proposed FY 24-25 Budget.

(2) District only has operating fund.

**County Sanitation District No. 1 of Los Angeles County  
Wastewater Budget Rate and Other Information Summary  
Fiscal Year 2024-25**

	<u>Adopted 2023-24</u>	<u>Proposed 2024-25</u>
<b><u>Service Charge Rate (\$ per Sewage Unit)</u></b>	199.00	202.00
<b><u>Industrial Waste (Surcharge) Rates</u></b>		
Flow (\$ per MGY)	839.00	865.00
COD (\$ per 1000 lbs)	167.80	173.00
SS (\$ per 1000 lbs)	401.30	413.90
Peak Flow (\$ per gpm)	114.80	118.40
Short Form Rate (\$ per million gallon per year)	3,709.51	3,824.92
Liquid Waste Disposal (\$ per 100 gallon)	5.50	5.70
<b><u>Total Connection Fee Rate (\$ per Capacity Unit)</u></b>	1,769.00	1,772.00
<b><u>Projected Sewage Units</u></b>		
Residential/Commercial	<u>146,281</u>	<u>148,709</u>
Total Served Sewage Units	<b>146,281</b>	<b>148,709</b>

**Joint Outfall System**  
**Final Operating Fund Budget (\$ in thousands)**  
**Fiscal Year 2024-25**

	<b>Adopted 2023-24 <sup>(1)</sup></b>	<b>Proposed 2024-25 <sup>(1)</sup></b>
<b>Starting Balance</b>	<b>\$ 297,791</b>	<b>\$ 397,211</b>
 <b>Sources of Funds</b>		
Industrial Waste Charges	\$ 64,909	\$ 66,982
Operating Payments by Districts	331,563	380,495
Contract Revenue	5,185	5,629
Agricultural and Recycled Water Sales	9,784	10,405
Total Operating Revenue	411,440	463,512
 Interest	 7,636	 9,971
Total Non-Operating Revenue	7,636	9,971
 Loan Proceeds	 141,647	 102,442
Bond Proceeds	145,775	286,000
Capital Payments by Districts	56,585	20,399
Total Capital Revenue	344,007	408,842
 Transfers from Designated Funds	 271,965	 188,660
Transfers from Restricted Funds	166,547	-
Transfers from Districts	7,654	1,626
Total Transfers In	446,167	190,286
 <b>Total Sources of Funds</b>	<b>\$ 1,209,250</b>	<b>\$ 1,072,610</b>
 <b>Use of Funds</b>		
Joint Administration Operations	\$ 115,111	\$ 121,642
Sewer System Operations	60,931	82,626
Treatment Plant Operations	214,640	239,670
Composting Facility Operations	16,216	16,224
Contract Disposal Operations	1,863	1,746
Other Operational Expenditures	10,317	11,575
Operations and Maintenance Expense	419,077	473,483
 Joint Administration Capital	 16,377	 14,720
Sewer System Capital	158,280	139,485
Treatment Plant Capital	276,090	176,082
Composting Facility Capital	375	600
Field Office Capital	2,150	1,000
Contract Disposal Capital	698	591
Capital Expense	453,969	332,477
 Loan Repayment	 600	 5,859
Bond Repayment	10,733	10,733
Debt Service	11,333	16,592
 <b>Total Use of Funds</b>	<b>\$ 884,379</b>	<b>\$ 822,552</b>
 <b>Ending Balance</b>	<b>\$ 622,662</b>	<b>\$ 647,269</b>

(1) The Adopted FY 23-24 Budget is presented as adopted by the Board in 2023. The ending balance reflects the estimate at that time, and therefore may not match the current estimated starting balance for the Proposed FY 24-25 Budget.

**Joint Outfall System  
Capital Project Wastewater Budget (\$ in thousands)**

Project Name <sup>(2)</sup>	Description	FY24-25 Budget	Estimated Completion	Total Budget <sup>(1)</sup>
Joint Outfall C Unit 8A Trunk Sewer Rehabilitation	Rehabilitation of corroded sewer	10,600	06-30-2025	11,800
Joint Outfall A Unit 3C Trunk Sewer Rehabilitation Phase 2	Rehabilitation of corroded sewer	6,220	06-30-2026	9,700
Joint Outfall B Unit 1D Diversion Structure	Improvements to sewer	6,170	06-30-2025	7,500
Joint Outfall F Unit 7A Trunk Sewer Rehabilitation	Rehabilitation of corroded sewer	5,770	06-30-2026	6,700
Joint Outfall B Unit 6G Trunk Sewer Rehabilitation Phase 2	Rehabilitation of corroded sewer	5,500	06-30-2026	7,500
Sunflower Trunk Sewer Rehabilitation	Rehabilitation of corroded sewer	5,215	06-30-2025	6,000
California Avenue Extension Trunk Sewer Rehabilitation Phase II	Rehabilitation of corroded sewer	4,000	06-30-2026	5,900
Joint Outfall H - Unit 9B Trunk Sewer Rehabilitation Phase II	Rehabilitation of corroded sewer	3,800	06-30-2026	4,500
Oak Street-Center Avenue Trunk Sewer Rehabilitation	Rehabilitation of corroded sewer	3,650	12-31-2024	4,350
San Jose Creek Trunk Sewer Rehabilitation	Rehabilitation of corroded sewer	3,450	06-30-2025	3,750
Joint Outfall H - Unit 9B Trunk Sewer Rehabilitation Phase I	Rehabilitation of corroded sewer	3,400	06-30-2026	5,500
District 17 Trunk Sewers Group 1 Rehabilitation	Rehabilitation of corroded sewer	3,344	06-30-2025	3,900
District 02 Trunk Sewers Group 1 Rehabilitation	Rehabilitation of corroded sewer	3,000	06-30-2026	5,900
Joint Outfall F Unit 1 Trunk Sewer Rehabilitation Phase II	Rehabilitation of corroded sewer	3,000	06-30-2026	9,500
Marina Pumping Plant No. 1 Site Improvements	Pumping plant improvements	3,000	12-31-2026	5,600
Spring Street Pumping Plant Facility Improvements	Pumping plant improvements	3,000	12-31-2026	13,200
District 15 Trunk Sewers Group 2 Rehabilitation	Rehabilitation of corroded sewer	2,916	06-30-2025	3,500
District 01 Trunk Sewers Group 1 Rehabilitation	Rehabilitation of corroded sewer	2,801	06-30-2025	4,600
Santa Fe Street Trunk Sewer Rehabilitation	Rehabilitation of corroded sewer	2,540	06-30-2025	3,240
Joint Outfall H - Unit 9B Trunk Sewer Rehabilitation Phase III	Rehabilitation of corroded sewer	2,500	06-30-2026	4,200
Gardena Pumping Plant Facility Upgrades	Pumping plant improvements	2,500	06-30-2028	68,900
District 22 Trunk Sewers Group 3 Rehabilitation	Rehabilitation of corroded sewer	2,470	06-30-2026	4,300
District 05 Trunk Sewers Group 1 Rehabilitation	Rehabilitation of corroded sewer	2,450	06-30-2026	3,200
Holmes-Willowbrook Trunk Sewer Rehabilitation Phase III	Rehabilitation of corroded sewer	2,440	06-30-2025	3,300
District 18 Trunk Sewers Group 2 Rehabilitation	Rehabilitation of corroded sewer	2,104	06-30-2025	2,900
District 15 Trunk Sewers Group 1 Rehabilitation	Rehabilitation of corroded sewer	2,000	06-30-2026	4,100
Marina Pumping Plant No. 2 Force Main Upgrades	Force main improvements	1,915	06-30-2025	2,300
Joint Outfall B Trunk Sewers Group 2 Rehabilitation	Rehabilitation of corroded sewer	1,800	06-30-2025	6,100
Chino Basin Wastewater Line Rehabilitation	Rehabilitation of corroded sewer	1,650	06-30-2025	2,700
District 21 Interceptor Sewer Rehabilitation Phase 1	Rehabilitation of corroded sewer	1,595	06-30-2025	6,140
Joint Outfall B Unit 1A Trunk Sewer Rehabilitation Phase 3	Rehabilitation of corroded sewer	1,500	06-30-2026	11,000
District 22 Trunk Sewers Group 1 Rehabilitation	Rehabilitation of corroded sewer	1,450	06-30-2025	2,650
Ben Lomond Trunk Sewer Rehabilitation	Rehabilitation of corroded sewer	1,400	08-31-2024	3,000
Long Beach Main Pumping Plant Pump Replacement	Pumping plant improvements	1,400	06-30-2025	1,500



**Joint Outfall System  
Capital Project Wastewater Budget (\$ in thousands)**

Project Name <sup>(2)</sup>	Description	FY24-25 Budget	Estimated Completion	Total Budget <sup>(1)</sup>
El Nido Trunk Sewer Rehabilitation	Rehabilitation of corroded sewer	1,350	06-30-2025	3,050
Montebello Interceptor Trunk Sewer Rehabilitation	Rehabilitation of corroded sewer	1,000	06-30-2026	5,400
Joint Outfall B Unit 8G Trunk Sewer Rehabilitation	Rehabilitation of corroded sewer	1,000	06-30-2026	6,750
Joint Outfall C Units 8C and 8D Trunk Sewer Rehabilitation	Rehabilitation of corroded sewer	1,000	06-30-2026	7,200
Joint Outfall B Trunk Sewers Group 3 Rehabilitation	Rehabilitation of corroded sewer	1,000	06-30-2026	2,500
Los Coyotes Water Reclamation Plant Interceptor Sewer Connection	Improvements to sewer	1,000	06-30-2027	7,000
Worsham Creek Relief Trunk Sewer Section 1	Construction of new relief sewer	995	06-30-2025	1,830
Douglas Avenue Trunk Sewer Rehabilitation	Rehabilitation of corroded sewer	950	06-30-2025	1,600
Baldwin Park Trunk Sewer Rehabilitation	Rehabilitation of corroded sewer	900	06-30-2025	3,400
Herondo Street Pumping Plant Force Main Upgrades	Force main improvements	880	06-30-2025	1,500
South Bay Cities Trunk Sewers Group 1 Rehabilitation	Rehabilitation of corroded sewer	810	06-30-2026	1,350
Joint Outfall B Trunk Sewers Group 1 Rehabilitation	Rehabilitation of corroded sewer	770	06-30-2025	3,680
Joint Outfall H - Unit 9B Trunk Sewer Rehabilitation Phase IV	Rehabilitation of corroded sewer	720	06-30-2026	6,200
East Artesia Trunk Sewer Rehabilitation	Rehabilitation of corroded sewer	600	06-30-2026	1,300
Joint Outfall A Unit 1A Diamond St. PP Force Main Improvements	Force main improvements	500	06-30-2028	5,300
Marina Trunk Sewer Section 1A Relief	Construction of new relief sewer	500	06-30-2026	2,100
Joint Outfall G Unit 9 Trunk Sewer Rehabilitation Phase V	Rehabilitation of corroded sewer	500	06-30-2026	6,350
District 01 Trunk Sewers Group 2 Rehabilitation	Rehabilitation of corroded sewer	500	06-30-2026	3,250
Joint Outfall D Unit 4 Trunk Sewer Rehabilitation	Rehabilitation of corroded sewer	500	06-30-2027	10,710
Joint Outfall J Unit 1E Trunk Sewer Rehabilitation	Rehabilitation of corroded sewer	500	06-30-2027	8,200
District 22 Trunk Sewers Group 4 Rehabilitation	Rehabilitation of corroded sewer	500	06-30-2026	5,400
Joint Outfall D Trunk Sewer System Odor Control Facility	Improvements to sewer	500	06-30-2026	1,500
Main Street Pumping Plant Facility Upgrades	Pumping plant improvements	500	06-30-2029	20,000
Shoemaker Pumping Plant Site Improvements and Pump Replacement	Pumping plant improvements	500	12-31-2028	5,600
Long Beach Interceptor Pumping Plant Sewage VFD Replacement	Pumping plant improvements	450	06-30-2025	500
JOS Removal of Link Pipe Repair Sleeves and Installation of UV Sectional Liners	Improvements to sewer	440	06-30-2025	500
La Mirada Trunk Sewer Rehabilitation Phase I	Rehabilitation of corroded sewer	370	06-30-2025	800
Joint Outfall A Unit 3C Trunk Sewer Rehabilitation Phase 3	Rehabilitation of corroded sewer	350	06-30-2027	10,100
South Inglewood-Orange Avenue Relief Trunk Sewer	Construction of new relief sewer	300	06-30-2030	5,500
Joint Outfall C Unit 1 Force Main Rehabilitation	Force main improvements	300	06-30-2028	33,300
Joint Outfall F Unit 3A Trunk Sewer Rehabilitation	Rehabilitation of corroded sewer	300	06-30-2028	26,000
Artesia Extension Trunk Sewer Rehabilitation Phase 2	Rehabilitation of corroded sewer	300	09-30-2024	3,600
District 5 Main Trunk Sewer Rehabilitation Phase IV	Rehabilitation of corroded sewer	300	06-30-2027	9,800
Bloomfield Pumping Plant Force Main Upgrades	Force main improvements	300	06-30-2027	5,000

**Joint Outfall System  
Capital Project Wastewater Budget (\$ in thousands)**

Project Name <sup>(2)</sup>	Description	FY24-25 Budget	Estimated Completion	Total Budget <sup>(1)</sup>
Foothill Boulevard Main Trunk - Repair of Sag Between MHs 28 0083 and 28 0084	Improvements to sewer	300	12-30-2025	400
South Bay Cities Main Trunk Sewer Rehabilitation	Rehabilitation of corroded sewer	300	06-30-2026	9,500
Diamond Street Pumping Plant Pump Replacement	Pumping plant improvements	300	06-30-2025	400
Western Avenue Pumping Plant Force Main Upgrades	Force main improvements	300	06-30-2026	2,900
South Whittier Outfall Trunk Sewer Rehabilitation Phase I	Rehabilitation of corroded sewer	250	06-30-2027	4,500
Joint Outfall H Trunk Sewers Group 2 Rehabilitation	Rehabilitation of corroded sewer	250	06-30-2027	2,700
Joint Outfall F Unit 4 Relief Trunk Sewer Rehabilitation	Rehabilitation of corroded sewer	250	06-30-2027	6,000
Los Coyotes Water Reclamation Plant Interceptor Sewer Rehabilitation Phase III	Rehabilitation of corroded sewer	240	06-30-2028	16,300
Elaine Avenue Trunk Sewer Rehabilitation	Rehabilitation of corroded sewer	200	06-30-2025	320
Joint Outfall C Unit 5C Trunk Sewer Rehabilitation	Rehabilitation of corroded sewer	200	06-30-2026	1,600
Joint Outfall G Unit 8 Trunk Sewer Rehabilitation Phase II	Rehabilitation of corroded sewer	200	06-30-2027	5,000
San Jose Creek Water Reclamation Plant Interceptor Sewer Rehabilitation Phase III	Rehabilitation of corroded sewer	200	06-30-2027	3,400
District 02 Trunk Sewers Group 2 Rehabilitation	Rehabilitation of corroded sewer	200	07-31-2026	3,250
Lomita Trunk Sewer Relocation Rehabilitation	Rehabilitation of corroded sewer	200	06-30-2027	1,000
Peck Road Extension Trunk Sewer	Construction of new sewer	200	06-30-2028	3,500
District 21 Interceptor Sewer Rehabilitation Phase 2	Rehabilitation of corroded sewer	200	06-30-2027	15,775
Joint Outfall H - Unit 9B Trunk Sewer Rehabilitation Phase V	Rehabilitation of corroded sewer	200	06-30-2027	4,000
Joint Outfall D Units 6 and 6 Relief Trunk Sewer Rehabilitation Phase I	Rehabilitation of corroded sewer	200	06-30-2027	13,250
Allen Avenue Trunk Sewer Rehabilitation Phase II	Rehabilitation of corroded sewer	200	09-30-2024	3,000
Bluff Cove Pumping Plant Electrical Equipment Relocation and Standby Generator Replacement	Pumping plant improvements	150	12-31-2027	750
Joint Outfall A Unit 3C Trunk Sewer Rehabilitation Phase IV	Rehabilitation of corroded sewer	150	06-30-2028	19,300
North Torrance Trunk Sewer Rehabilitation	Rehabilitation of corroded sewer	150	06-30-2027	4,600
Fawcett Avenue Pumping Plant Force Main Replacement	Force main improvements	150	06-30-2025	200
Joint Outfall H Unit 3 Trunk Sewer Rehabilitation	Rehabilitation of corroded sewer	150	06-30-2027	3,200
Douglas Cut Pumping Plant Electrical Equipment Relocation and Standby Generator Replacement	Pumping plant improvements	150	12-31-2027	750
Joint Outfall H Trunk Sewers Group 1 Rehabilitation	Rehabilitation of corroded sewer	150	06-30-2027	5,200
Pomona Pumping Plant No. 2 Pump Replacement	Pumping plant improvements	150	06-30-2025	200
Douglas Cut Pumping Plant Site Improvements and Pump Replacement	Pumping plant improvements	135	12-31-2025	450
Joint Outfall C Unit 3C Trunk Sewer Rehabilitation	Rehabilitation of corroded sewer	120	06-30-2028	11,250
Water Street Trunk Sewer Rehabilitation	Rehabilitation of corroded sewer	100	06-30-2027	1,000
Western Avenue Replacement Trunk Sewer	Replacement and expansion of sewer	100	06-30-2027	2,930
La Mirada Trunk Sewer Rehabilitation Phase II	Rehabilitation of corroded sewer	100	06-30-2027	4,400
District 05 Main Trunk Sewer Rehabilitation Phase V	Rehabilitation of corroded sewer	100	06-30-2028	18,750
White Point Pumping Plant Force Main Upgrades	Force main improvements	100	06-30-2028	2,000

**Joint Outfall System  
Capital Project Wastewater Budget (\$ in thousands)**

Project Name <sup>(2)</sup>	Description	FY24-25 Budget	Estimated Completion	Total Budget <sup>(1)</sup>
San Marino Outfall Trunk Sewer Rehabilitation and Relocation Between MHs 16 0333 and 16 0334	Rehabilitation of corroded sewer	100	06-01-2027	2,000
Joint Outfall J Unit 2C Trunk Sewer Rehabilitation	Rehabilitation of corroded sewer	100	06-30-2027	6,650
Joint Outfall H Unit 4 Trunk Sewer Rehabilitation	Rehabilitation of corroded sewer	100	06-30-2027	11,600
Gertruda Avenue Pumping Plant Electrical Upgrades	Pumping plant improvements	100	06-30-2027	600
Marina Pumping Plant No. 2 Site Improvements	Pumping plant improvements	100	06-30-2027	4,500
Western Avenue Pumping Plant Submergence Protection of Electrical Equipment	Pumping plant improvements	100	06-30-2027	2,000
Beach Avenue Pumping Plant VFD Replacement	Pumping plant improvements	95	06-30-2025	325
Bluff Cove Pumping Plant Site Improvements and Pump Replacement	Pumping plant improvements	95	12-31-2025	450
Wilder Avenue Pumping Plant Force Main Replacement	Force main improvements	75	01-01-2027	550
Joint Outfall A Unit 9 Trunk Sewer Rehabilitation Phase III	Rehabilitation of corroded sewer	75	06-30-2028	11,150
Indiana Street Pumping Plant Replacement of Force Main	Force main improvements	50	06-30-2028	900
Joint Outfall H Unit 9C Trunk Sewer Rehabilitation Phase I	Rehabilitation of corroded sewer	50	06-30-2027	6,400
Joint Outfall H Unit 9C Trunk Sewer Rehabilitation Phase II	Rehabilitation of corroded sewer	50	06-30-2027	4,700
Joint Outfall H Unit 9C Trunk Sewer Rehabilitation Phase III	Rehabilitation of corroded sewer	50	06-30-2027	4,200
District 02 Main Trunk Sewer Rehabilitation Phase II	Rehabilitation of corroded sewer	50	06-30-2028	5,650
Joint Outfall J Unit 1F Force Main Relocation	Force main improvements	15	06-30-2028	57,000
<b>Joint Outfall Conveyance System Total</b>		<b>139,485</b>		
WWRF Effluent Outfall Tunnel	Improvements to effluent outfalls	90,000	06-30-2028	800,000
WWRF Replacement of Cryogenic Oxygen Plant Nos. One and Two	Improvements to secondary treatment facilities	6,000	12-31-2026	44,100
Los Coyotes WRP Process Air Compressor Replacement	Improvements to secondary treatment facilities	6,000	06-30-2027	29,000
San Jose Creek WRP Stage III Primary Sedimentation System Expansion	Improvements to primary treatment facilities	6,000	12-31-2026	26,000
AK Warren Water Resource Facility Warehouse Relocation	Infrastructure improvements	5,000	06-30-2027	10,000
WWRF Remediation System Expansion	Remediation of contaminated soil and groundwater	4,851	12-31-2030	18,114
Pomona WRP Primary Structures Concrete Lining and Biotrickling Filters	Improvements to primary treatment facilities	4,500	06-30-2027	21,600
WWRF TEF Gas Turbine Exhaust Duct Replacement	Process infrastructure improvements	4,300	06-30-2025	4,300
AK Warren Water Resource Facility Sidestream Centrate Treatment Facility	Pure Water Southern California Project	3,500	06-30-2028	70,000
San Jose Creek WRP Generator Switchgear Control System Upgrades	Electrical and instrumentation infrastructure improvements	2,551	04-30-2026	6,220
Pomona WRP Power Distribution System Modifications	Electrical and instrumentation infrastructure improvements	2,550	04-16-2027	14,500
Los Coyotes WRP Power Distribution System Modifications	Electrical and instrumentation infrastructure improvements	2,470	06-30-2025	39,500
AK Warren Water Resource Facility Conveyor Truss Support Structures Rehabilitation Phase I	Infrastructure improvements	2,301	06-30-2026	5,000
AK Warren Water Resource Facility Secondary Reactor Aerator Gearbox Overhaul	Improvements to secondary treatment facilities	2,000	06-30-2027	7,000
AK Warren Water Resource Facility Seismic Evaluation	Seismic evaluation of infrastructure	2,000	12-15-2025	3,000
San Jose Creek East WRP PAC Replacement and Biotrickling Filters	Improvements to secondary treatment facilities	1,857	06-30-2025	17,100
Long Beach WRP Power Distribution System Modifications	Electrical and instrumentation infrastructure improvements	1,500	06-30-2025	21,100

**Joint Outfall System  
Capital Project Wastewater Budget (\$ in thousands)**

Project Name <sup>(2)</sup>	Description	FY24-25 Budget	Estimated Completion	Total Budget <sup>(1)</sup>
San Jose Creek East WRP Maintenance Building Restrooms & Lunch Room Improvements	Infrastructure improvements	1,400	06-30-2025	1,500
Whittier Narrows WRP Influent Pump Station Replacement	Improvements to primary treatment facilities	1,300	06-30-2028	47,200
AK Warren Water Resource Facility Secondary Influent Pump Station (SIPS) Pump Replacement	Improvements to secondary treatment facilities	1,050	06-30-2025	4,500
Pure Water Southern California - Planning and Site Preparation	Pure Water Southern California Project	1,010	06-30-2026	7,150
AK Warren Water Resource Facility Grit	Improvements to primary treatment facilities	1,010	02-05-2027	10,000
WWRF Lab Capital Equipment Purchase and Replacement	Improvements to laboratory facilities	948	06-30-2042	10,394
Pure Water Southern California	Pure Water Southern California Project	900	06-30-2041	1,229,100
San Jose Creek East WRP TPL Lab Capital Equipment Purchase and Replacement	Improvements to laboratory facilities	854	06-30-2039	7,525
AK Warren Water Resource Facility Demolition and Removal of Rectangular Digesters	Improvements to solids processing facilities	800	06-30-2028	25,000
Los Coyotes WRP Control Building Replacement	Capital improvements to water reclamation plant	785	10-25-2027	11,200
Whittier Narrows WRP Generator Switchgear Control System Upgrades	Capital improvements to water reclamation plant	733	05-18-2026	1,870
San Jose Creek West WRP Emulsion Polymer Station	Improvements to secondary treatment facilities	632	12-31-2025	750
Los Coyotes WRP Process Improvements	Process infrastructure improvements	550	12-31-2025	800
AK Warren Water Resource Facility East Laboratory Building Biosafety Improvements	Improvements to laboratory facilities	500	06-30-2026	2,500
AK Warren Water Resource Facility Conveyor Truss Support Structures Rehabilitation Phase II	Infrastructure improvements	500	01-18-2028	10,000
Removal and Disposal of Concrete	Soil stockpile removal	500	09-01-2024	4,000
Long Beach WRP Aeration System Improvements	Improvements to secondary treatment facilities	500	06-30-2030	30,000
San Jose Creek East WRP Replacement of Primary Sedimentation Tank Covers	Improvements to primary treatment facilities	500	12-31-2024	3,000
San Jose Creek WRP Stages I and II Concrete Repair and Biotrickling Filters	Improvements to primary treatment facilities	500	06-30-2029	49,100
San Jose Creek WRP Stage III Process Air Compressor Replacement and Aeration Process Upgrades	Improvements to secondary treatment facilities	500	12-31-2029	20,000
San Jose Creek WRP Aeration System Improvements	Improvements to secondary treatment facilities	500	06-30-2031	50,000
Whittier Narrows WRP Influent and Effluent Pumping Improvements	Process infrastructure improvements	499	12-31-2024	1,000
AK Warren Water Resource Facility Joint Outfall B Unit 1A Diversion Structure Repair	Infrastructure improvements	490	06-30-2025	600
San Jose Creek East WRP Influent Pump Impeller and Motor Upgrades	Improvements to primary treatment facilities	478	12-31-2024	500
SJCE Replacement of Stage One Sec Sed Tank Launderers	Improvements to secondary treatment facilities	450	12-31-2025	600
Long Beach WRP Washwater and Nonpotable Water Systems Improvements	Infrastructure improvements	400	12-31-2024	450
Los Coyotes WRP Replacement of Filter Influent	Improvements to tertiary treatment facilities	400	12-31-2024	500
San Jose Creek West WRP Replacement of Aeration Tank Baffles and Foam Spray System	Improvements to secondary treatment facilities	385	12-31-2024	400
WWRF Secondary Effluent Pump Station Pumps Inspection and Overhaul	Improvements to secondary treatment facilities	370	06-30-2026	1,100
San Jose Creek East WRP Security Fence Improvements	Infrastructure improvements	362	12-31-2024	1,000
San Jose Creek East WRP Filter Backwash System Improvements	Improvements to tertiary treatment facilities	350	12-31-2025	500
SJC APL	Improvements to laboratory facilities	350	12-31-2024	350
Whittier Narrows WRP Miscellaneous Maintenance and E&I Capital Improvement Projects	Infrastructure improvements	350	06-30-2031	2,000
Pomona WRP Laboratory	Improvements to laboratory facilities	350	12-31-2025	350

**Joint Outfall System  
Capital Project Wastewater Budget (\$ in thousands)**

Project Name <sup>(2)</sup>	Description	FY24-25 Budget	Estimated Completion	Total Budget <sup>(1)</sup>
San Jose Creek Microbiology renovation	Laboratory Improvement	320	06-30-2025	320
San Jose Creek West WRP Pavement Repairs	Capital improvements to water reclamation plant	315	12-31-2024	325
Los Coyotes WRP Filter Effluent Pump Station Upgrades	Improvements to tertiary treatment facilities	310	12-31-2025	350
AK Warren Water Resource Facility Truck Loading Stations Improvements	Upgrade solids processing truck loading stations to control odors.	300	06-30-2026	7,500
AK Warren Water Resource Facility Installation of Electric Vehicle Chargers	Infrastructure improvements	300	06-30-2026	600
Long Beach WRP Polymer System Upgrades	Improvements to secondary treatment facilities	300	12-31-2024	550
San Jose Creek Virology remodel	Laboratory Improvement	300	06-30-2025	300
Los Coyotes WRP Influent Channel No. 1 Mixing System	Improvements to primary treatment facilities	250	12-31-2024	350
San Jose Creek East WRP Pavement Repairs	Capital improvements to water reclamation plant	250	12-31-2024	400
SJC Laboratories Fire Alarm System	Improvements to laboratory facilities	250	06-30-2025	250
WWRF Gas Turbine Overhaul and 5-Year Maintenance Agreement	Process infrastructure improvements	240	06-30-2041	33,200
AK Warren Water Resource Facility Replacement of Return Activated Sludge Pumps	Improvements to secondary treatment facilities	234	06-30-2027	6,000
Long Beach WRP Final Analyzer Building	Infrastructure improvements	220	12-31-2024	250
Pomona WRP Replacement of Secondary Clarifier Launderers	Improvements to secondary treatment facilities	204	12-31-2025	250
WWRF Flare Station Expansion	Improvements to energy recovery facilities	200	12-31-2024	8,500
WWRF Misc Capital Projects (WM)	Infrastructure improvements	200	06-30-2032	4,700
San Jose Creek East WRP East Miscellaneous Maintenance and E&I Capital Improvement Projects	Infrastructure improvements	200	06-30-2031	4,218
San Jose Creek East WRP Maintenance Building Expansion	Capital improvements to water reclamation plant	200	06-30-2029	34,000
San Jose Creek West WRP Miscellaneous Maintenance and E&I Capital Improvement Projects	Infrastructure improvements	200	06-30-2031	2,900
San Jose Creek West WRP Upgrade Various PCUs and Control Panels-West	Electrical and instrumentation infrastructure improvements	175	12-31-2026	670
Long Beach WRP Security Fence and Entrance Gate Improvements	Infrastructure improvements	172	09-30-2024	2,630
WWRP FORCO Property Remediation	Treatment plant site improvements	170	06-30-2030	8,785
Los Coyotes WRP Storm Water Drainage System Improvements	Infrastructure improvements	170	06-30-2026	400
Los Coyotes WRP Replacement of CCT Inlet and Outlet Gates and Actuators	Improvements to tertiary treatment facilities	150	12-31-2034	250
La Canada WRP SCADA Improvements	Process infrastructure improvements	140	12-31-2024	200
San Jose Creek East WRP Upgrade Various PCUs and Control Panels-East	Capital improvements to water reclamation plant	135	12-31-2026	500
Long Beach WRP Backwash Recovery Pump & Piping Upgrades (WM)	Improvements to tertiary treatment facilities	130	12-31-2024	150
San Jose Creek East WRP Filter Control Upgrades	Improvements to tertiary treatment facilities	125	12-31-2026	750
La Canada WRP Process Improvements	Process infrastructure improvements	125	06-30-2026	625
San Jose Creek East WRP Gallery Lighting Upgrades (East and West)	Infrastructure improvements	105	12-31-2025	220
Joint Water Pollution Control Plant Effluent Outfalls - Cathodic Protection Repair	Improvements to effluent outfalls	100	06-30-2027	10,000
Long Beach WRP Primary Influent Channel No. 1 Mixing System	Improvements to primary treatment facilities	100	12-31-2024	350
Long Beach WRP Miscellaneous Maintenance and E&I Capital Improvement Projects	Infrastructure improvements	100	06-30-2033	2,125
Los Coyotes WRP Miscellaneous Maintenance and E&I Capital Improvement Projects	Infrastructure improvements	100	06-30-2031	2,010

**Joint Outfall System  
Capital Project Wastewater Budget (\$ in thousands)**

Project Name <sup>(2)</sup>	Description	FY24-25 Budget	Estimated Completion	Total Budget <sup>(1)</sup>
Pomona WRP Miscellaneous Maintenance and E&I Capital Improvement Projects	Infrastructure improvements	100	06-30-2031	1,832
Pomona WRP PAC Replacement	Improvements to secondary treatment facilities	100	12-31-2024	3,600
Long Beach WRP Effluent Forebay Modifications	Process infrastructure improvements	95	12-31-2025	200
Los Coyotes WRP Filter Control Station Enclosure	Infrastructure improvements	75	12-31-2026	200
WWRF Marine Biology Equipment Purchase	Improvements to laboratory facilities	55	06-30-2025	952
SJC QA Trailer	Improvements to laboratory facilities	50	06-30-2025	50
Pomona WRP Security Camera and Facility Access Control Systems	Infrastructure improvements	50	12-31-2025	300
La Canada WRP Storm Water Drainage System Improvements	Infrastructure improvements	40	12-31-2024	50
Long Beach WRP Sodium Hypochlorite and Sodium Bisulfite Facility Upgrades	Improvements to tertiary treatment facilities	30	06-30-2026	360
Long Beach WRP Replacement of CCT Baffles	Improvements to tertiary treatment facilities	30	12-31-2025	250
La Canada WRP Miscellaneous Maintenance and E&I Capital Improvement Projects	Infrastructure improvements	25	06-30-2031	425
SJC Lab Trailer Demolition	Demolition of non-permitted trailer	25	06-30-2025	25
Long Beach WRP Storm Water Drainage System Improvements	Infrastructure improvements	20	06-30-2026	400
Pomona WRP Replacement of Aeration Tank Baffles	Improvements to secondary treatment facilities	10	12-31-2025	250
	Treatment Plants Total	<u>176,082</u>		
Tulare Lake Compost IERCA Capital Call	Infrastructure improvements	450	06-30-2041	4,150
TLC Backup Generator Connection	Backup generator	150	06-30-2025	175
	Composting Facilities Total	<u>600</u>		
Compton Field Office Renovations	Infrastructure improvements	1,000	06-30-2029	70,000
	Field Offices Total	<u>1,000</u>		
D16 City of LA Wastewater Capital Charges	Capital expenses for disposal contracts	295	06-30-2039	7,708
D05 City of LA Wastewater Capital Charges	Capital expenses for disposal contracts	292	06-30-2039	7,412
D05 City of LA Wastewater Amalgamated System Sewerage Facilities Charge	Capital expenses for disposal contracts	1	06-30-2040	41
D16 City of LA Wastewater Amalgamated System Sewerage Facilities Charge	Capital expenses for disposal contracts	4	06-30-2040	435
	Contract Disposal Total	<u>591</u>		
	Total Capital Projects	<u><u>317,758</u></u>		

(1) Includes past, present, and future amounts.

(2) The Joint Water Pollution Control Plant (JWPCP) was renamed to A.K. Warren Water Resource Facility (WWRF) in October 2023. Any previous references to Joint Water Pollution Plant or JWPCP have been replaced with A.K. Warren Water Facility or WWRF.

**Joint Outfall System  
Reserve Funds Proposed Budget (\$ in thousands)  
Fiscal Year 2024-25**

	Unrestricted	Designated			Restricted		Total
	Operating	Emergency	O&M Financial Stability	Capital Projects Financial Stability	Capital Improvement	Closure/Postcl osure Reserves	
Starting Balance	\$ 397,211	13,223	170,735	100	667	474	582,410
Operating Revenue	463,512	-	-	-	-	-	463,512
Non-Operating Revenue	9,971	331	4,268	3	17	12	14,601
Capital Revenue	408,842	-	-	-	8,596	-	417,437
Transfers In	190,286	-	-	-	-	-	190,286
Operations and Maintenance Expense	473,483	-	-	-	-	-	473,483
Capital Expense	332,477	-	-	-	-	-	332,477
Debt Service	16,592	-	-	-	-	-	16,592
Transfers Out	-	13,553	175,004	103	-	-	188,660
Ending Balance	<b>647,269</b>	-	-	-	<b>9,279</b>	<b>486</b>	<b>657,034</b>

# Sanitation Districts of Los Angeles County

## Wastewater Budget Explanation and Glossary of Terms

### Fiscal Year 2024-25

#### INTRODUCTION

The budget package for each District consists of the following sections: Note that some sections may not apply for certain Districts.

- **Operating Fund Wastewater Budget:** Details of the sources and uses of funds for the Operating Fund, which is the only Unrestricted Reserve fund as described in the District’s wastewater reserve policy. The budget for the upcoming fiscal year is compared to the final adopted budget for the current fiscal year.
- **Proposed Capital Projects:** Shows major capital projects budgeted expenditures for the fiscal year. Note this section may be omitted from the preliminary budget package or if a District has no major capital projects.
- **Designated and Restricted Reserve Budget:** Provides beginning and ending balances of each category of reserves along with major inflows to and outflows from that reserve.
- **Rate and Other Information Summary:** Shows current and budgeted rates for the various user fees; summary of projected sewage units; and other metrics.

#### TERMS USED IN THE BUDGET

Below are explanations of budget line items and other terms used in the budgets. *Note that some terms may not apply for certain Districts.*

<b>Ad Valorem Taxes Revenue</b>	The District’s share of Ad Valorem (property) taxes paid by property owners in the District.
<b>Agricultural and Recycled Water Sales Revenue</b>	Sales of reclaimed water.
<b>Bond Proceeds</b>	Funds received from the issuance of bonds.
<b>Bond Repayment</b>	Interest and principal payments toward bond debt.
<b>Capital Payments by Districts</b>	Payments received by Joint Outfall System Districts to be used toward Joint Outfall system’s capital expenditures.
<b>Composting Facility Capital Expenditures</b>	Capital expenditures related to upgrade, repair, or expansion of composting facilities.
<b>Composting Facility Operations and Maintenance Expenditures</b>	Expenditures related to operating and maintaining composting facilities.
<b>Contract Disposal Capital Expenditures</b>	Capital expenditures related to conveyance and treatment of wastewater performed by another entity.



<b>Contract Disposal Operations and Maintenance Expenditures</b>	Expenditures related to the operation and maintenance for conveyance and treatment of wastewater performed by another entity.
<b>Contract Revenue</b>	Commodity and energy revenue; leases; and other similar sources of revenue.
<b>District Sewer System Capital Expenditures</b>	Capital expenditures related to rehabilitation or expansion of the District's sewers and pumping plants.
<b>District's Sewer System Operations Expenditures</b>	Expenditures related to operating and maintaining the District's sewers and pumping plants.
<b>Field Office Capital Expenditures</b>	Capital expenditures related to upgrade, repair, or expansion of field offices.
<b>Grant Revenue</b>	Grant proceeds received toward capital projects, primarily state and/or federal grants.
<b>Industrial Waste Revenue</b>	Fees paid by large industrial users of the District's wastewater system.
<b>Interest Revenue</b>	Interest generated by District's Reserves.
<b>Joint Administration Capital Expenditures</b>	The District's share of Joint Capital Expenses minus Joint Capital Revenues.
<b>Joint Administration Operations Expenditures</b>	The District's share of Joint Administration Operating Expenditures less any operational or non-operational Joint Administration Revenues.
<b>Joint Outfall Capital Expenditures</b>	The District's share of the Joint Outfall system capital payment.
<b>Joint Outfall Operations Expenditures</b>	The District's share of Joint Outfall System Operating Expenditures less any operational or non-operational Joint Outfall System Revenues.
<b>Loan Proceeds</b>	Funds received from loans taken out to finance capital projects, primarily State Revolving Fund Clean Water Loans.
<b>Loan Repayment</b>	Interest and principal payments toward loans, primarily State Revolving Fund Clean Water Loans.
<b>Operating Fund Ending Balance</b>	Projected balance in the Operating Fund as of June 30 at the end of the fiscal year shown.
<b>Operating Fund Starting Balance</b>	Projected cash balance in the Operating Fund as of July 1 at the beginning of the fiscal year shown.

<b>Operating Payments by Districts</b>	Payments received by Joint Outfall System Districts to be used for Joint Outfall system’s net operating expenditures.
<b>Other Capital Expenditures</b>	Capital expenditures not related to District’s sewers, treatment plants, composing facilities, field offices, or contract disposal.
<b>Other Operational Expenditures</b>	The District’s operational expenditures that are not directly related to the District’s facilities, such as insurance, annexations, and certain regulatory work.
<b>Service Charge Revenue</b>	Fees paid by residential, commercial, and small industrial users of the District’s wastewater system. These fees are generally collected on the property tax bill as a separate line item.
<b>Total Served Sewage Units</b>	Total number of Sewage Units (single family home equivalent dischargers) that are served by treatment plants owned by the Districts.
<b>Transfers from Designated Funds</b>	Funds transferred from Designated Funds when projected operating reserve balance is below target; these funds are to be used toward operating expenditures.
<b>Transfers from Districts</b>	Payments received from Joint Outfall System Districts to fund the Joint Outfall reserves per June 1, 2022, Joint Outfall Agreement.
<b>Transfers from Restricted Funds</b>	Funds transferred from Restricted Funds to be used toward capital expenditures.
<b>Transfers to Designated Reserves</b>	Surplus funds at the end of the fiscal year not required for operating or cash-flow purposes that are transferred to designated reserves. Designated reserves are primarily used to help stabilize future rates and to set aside funds for future capital projects.
<b>Transfers to Joint Outfall System</b>	Individual District’s contribution to the Joint Outfall System reserves per June 1, 2022, Joint Outfall Agreement.
<b>Treatment Plant Capital Expenditures</b>	Capital expenditures related to upgrade, repair, or expansion of treatment plants.
<b>Treatment Plant Operations Expenditures</b>	Expenditures related to operating and maintaining treatment plants.

## SUMMARY OF FISCAL YEAR 2024-25 APPROPRIATIONS LIMIT AND TAX LEVY

DISTRICT NUMBER	2023-24 APPROX. LMT. EXCLUDING MANDATED COSTS	POPULATION CHANGE FACTOR	<sup>1</sup> APPROX. LMT. CHANGE FACTOR	2024-25 APPROX. LMT. EXCLUDING MANDATED COSTS	2024-25 MANDATED COSTS	2024-25 APPROX. LMT. INCLUDING MANDATED COSTS	ESTIMATED AD VALOREM TAX REVENUES
1	\$ 22,294,667	1.0005	1.0367	\$ 23,113,285	\$ 3,256,752	\$ 26,370,037	\$ 5,454,000
2	38,365,485	1.0005	1.0367	39,774,193	4,780,313	44,554,506	10,256,000
3	27,232,398	1.0005	1.0367	28,232,320	4,020,404	32,252,724	8,034,000
4	3,564,885	1.0005	1.0367	3,695,781	-	3,695,781	1,024,000
5	56,404,873	1.0005	1.0367	58,475,953	5,817,233	64,293,186	17,572,000
8	10,588,922	1.0005	1.0367	10,977,727	1,317,674	12,295,401	3,192,000
9	1,356,871	1.0005	1.0367	1,406,693	-	1,406,693	142,000
14	63,380,443	1.0005	1.0367	65,707,652	16,579,322	82,286,974	2,723,000
15	22,407,081	1.0005	1.0367	23,229,826	4,196,343	27,426,169	11,342,000
16	15,810,387	1.0056	1.0420	16,475,099	2,493,100	18,968,199	8,064,000
17	2,174,717	1.0005	1.0367	2,254,568	333,162	2,587,730	901,000
18	16,859,440	1.0005	1.0367	17,478,487	2,676,526	20,155,013	6,372,000
19	6,598,723	1.0005	1.0367	6,841,016	853,494	7,694,510	2,145,000
20	50,914,574	1.0005	1.0367	52,784,060	14,958,511	67,742,571	2,206,000
21	64,367,402	1.0017	1.0380	66,811,457	3,402,744	70,214,201	6,998,000
22	15,063,593	1.0023	1.0385	15,644,149	2,830,005	18,474,154	6,462,000
23	7,513,744	1.0005	1.0367	7,789,634	74,868	7,864,502	651,000
27	1,132,414	1.0005	1.0367	1,173,994	-	1,173,994	505,000
28	1,278,264	1.0005	1.0367	1,325,199	108,558	1,433,757	948,000
29	1,060,052	1.0005	1.0367	1,098,975	127,275	1,226,250	210,000
SBC	29,587,691	1.0005	1.0367	30,674,095	1,145,478	31,819,573	7,925,000
SCV	27,499,173	1.0005	1.0367	28,508,890	5,170,272	33,679,162	9,752,000
34						<sup>2</sup> N/A	
NR						<sup>2</sup> N/A	

<sup>1</sup> This column represents the net change resulting from the percent change in population and the percent change in Per Capital Income of 3.62%.

<sup>2</sup> This District is not subject to an appropriations limit as it does not receive any proceeds of taxes.



# CAPITAL IMPROVEMENT PROGRAM

Budget Plan for Joint Outfall System Districts

Fiscal Year 2024-25



**LOS ANGELES COUNTY  
SANITATION DISTRICTS**  
*Converting Waste Into Resources*




# ABOUT THE DISTRICTS' JOINT OUTFALL SYSTEM

The Los Angeles County Sanitation Districts (Districts) are a confederation of 24 independent special districts created under the County Sanitation District Act, California Health & Safety Code Section 4700, et seq., to provide sanitation services. The Districts provide environmentally sound, cost-effective wastewater and solid waste management for approximately 5.5 million people in Los Angeles County. The Districts' service area covers approximately 850 square miles and encompasses 78 cities and unincorporated territory within the County, excluding the majority of the City of Los Angeles.

The Joint Outfall System (JOS) comprises 1,200 miles of sewers, 47 pumping plants, and seven wastewater treatment plants serving 17 Districts in the southeastern portion of the county. This Budget Plan focuses on the upcoming fiscal year's Capital Improvement Program budget for the JOS.



ABOVE FROM LEFT: *The Clearwater Tunnel; a sewer rehabilitation project in Gardena using the CIPP method*  
BELOW FROM LEFT: *Sewer rehabilitation work in Carson; the renaming of the Pure Water Southern California Demo Facility in honor of Congresswoman Grace F. Napolitano*



FRONT COVER: *The Clearwater Tunnel*  
BACK COVER: *Sewer rehabilitation work in Carson*




**LOS ANGELES COUNTY  
SANITATION DISTRICTS**  
*Converting Waste Into Resources*

# OUR MISSION

To protect public health and the environment through innovative and cost-effective wastewater and solid waste management and, in doing so, convert waste into resources such as recycled water, energy, and recycled materials.



WATER RECYCLING



GREEN ENERGY



MATERIALS RECYCLING

## CORE VALUES



### INTEGRITY

We are committed to ethical standards and accountability in our work

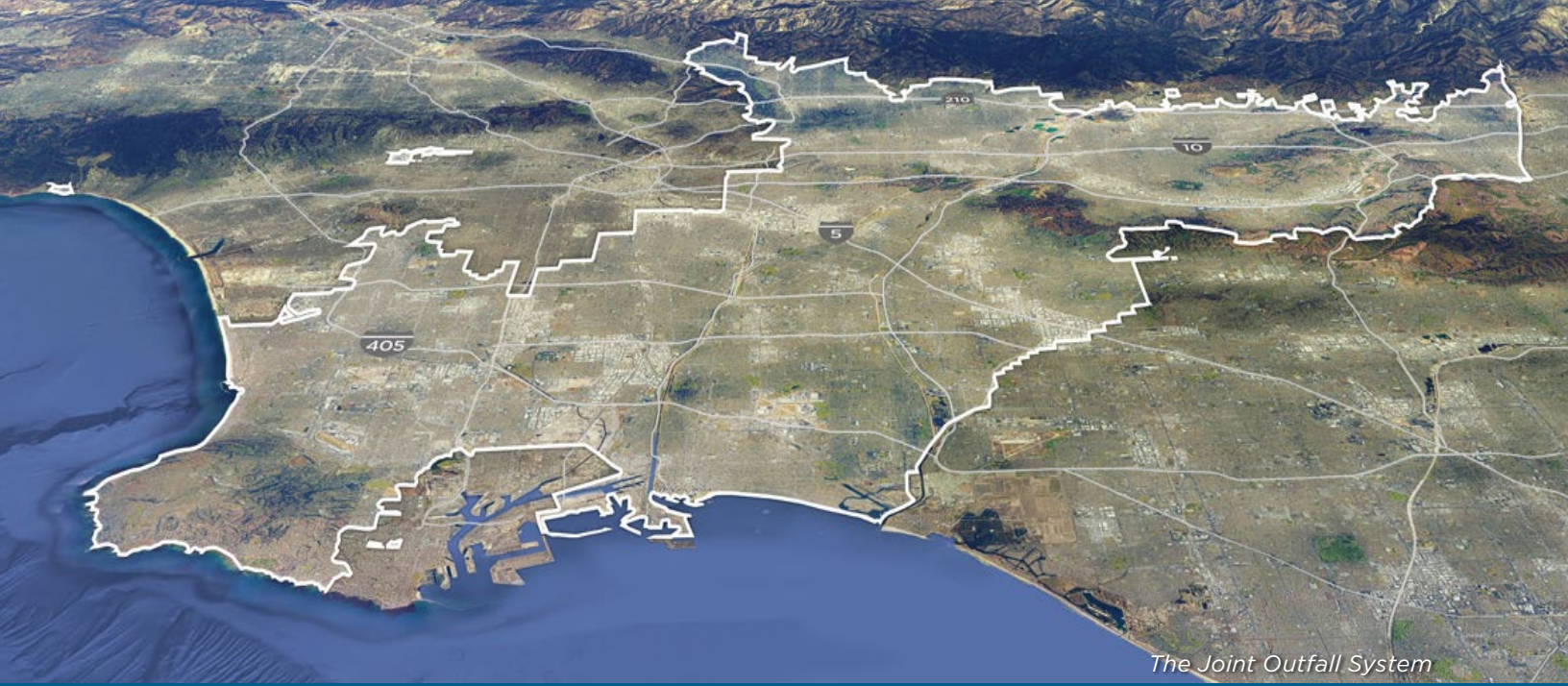
### LEADERSHIP

We are committed to the advancement of excellence in wastewater and solid waste management

### SERVICE

We are committed to reliable, responsive, and courteous service





The Joint Outfall System

## BUDGETING OBJECTIVE

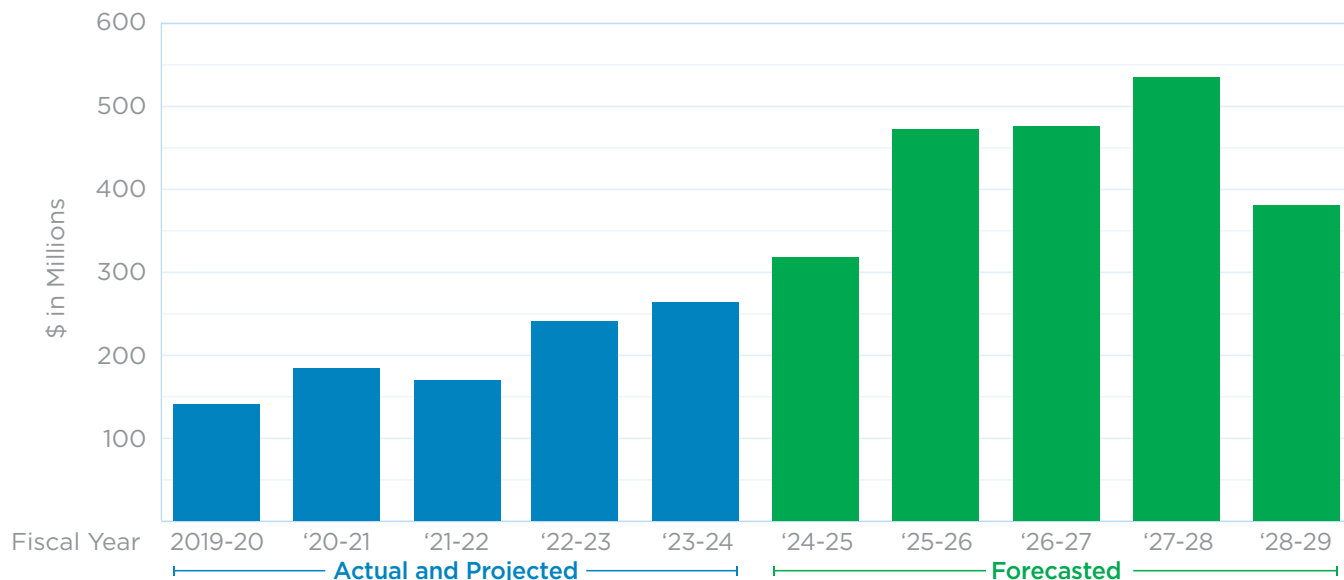
Each year, the JOS Districts adopt annual budgets for the following fiscal year (FY) that outline the major elements of the operating and capital programs. From that, staff allocates the funds necessary for the specific activities and projects. The budget serves as a basis for monitoring financial progress and determining future wastewater user rates.

### CAPITAL IMPROVEMENT PROGRAM

This Budget Plan prepared for FY2024-25 includes 224 JOS capital projects for a total of \$317.8 million. The figure below shows the actual expenditure of the last five fiscal years, the budget for FY2024-25, and forecasted budget for the subsequent four years. The rise in spending is associated with the number of significant projects the JOS is undertaking. The forecasted values are reevaluated and revised each year.

Capital Improvement Program Disbursement Plan – Joint Outfall System

Note: FY2023-24 actuals up to 3/31/24





## **SIGNIFICANT PROJECTS**

The following sections highlight some of the significant projects happening in the JOS:

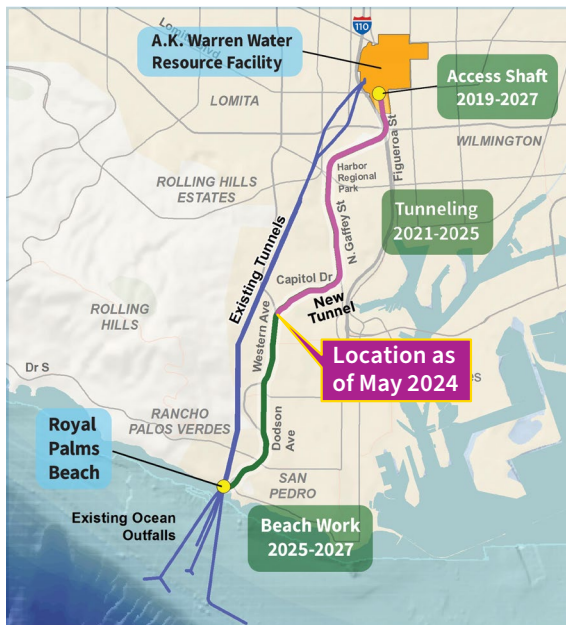
**THE CLEARWATER PROJECT**  
**SEWER REHABILITATION**  
**PURE WATER SOUTHERN CALIFORNIA**  
**SEISMIC RESILIENCY PROGRAM**  
**EMERGING REGULATORY CONCERNS**





## THE CLEARWATER PROJECT

ABOVE: The tunnel boring machine, Rachel, being assembled



In keeping with the mission, the Districts will continue to invest heavily in the reliability of our aging infrastructure, preparing for climate change, and building a more sustainable future for the region in the upcoming years.

By year 2028, the Districts aim to complete the construction of the Clearwater Tunnel Project. To date, approximately 4.2 miles out of a total of 7 miles of tunneling have been completed. In this last FY2023-24, approximately 7,000 feet of tunnel and several underground structures were constructed. The project has a remaining projected cost of \$294 million. The project was funded, in part, through a \$441 million low-interest loan from the U.S. Environmental Protection Agency's Water Infrastructure Finance and Innovation Act, and a \$127 million low-interest loan from the State Water Resources Control Board's State Revolving Fund program.

Project Name	Start Date	End Date	Projected Total Cost*	FY 24-25	FY 25-26	FY 26-27	FY 27-28
Clearwater Tunnel	7/1/2004	6/30/2028	\$800M	\$90M	\$70M	\$50M	\$84M

\*Includes past, present, and future amounts.



# SEWER REHABILITATION

*Crews rehabilitating an aging sewer in Gardena using cure-in-place-pipe method*

To ensure the continuous protection of public health and the environment, the Districts have embarked on a program to accelerate the rehabilitation of aging sewers. In this past FY2023-24, the Districts implemented an aggressive engineering design process to address the most critical unlined concrete sewers. As a result of the concerted effort, the Districts completed the design of 26 projects and awarded a total value of \$125 million of contracts for rehabilitation of approximately 43 miles of sewers in the JOS. In the upcoming FY2024-25, the budget includes \$120 million for rehabilitation of corroded sewers.

Project Type	FY 2024-25	FY 2025-26	FY 2026-27	FY 2027-28	FY 2028-29
Rehabilitation of Corroded Sewers	\$120M	\$144M	\$138M	\$100M	\$100M

For subsequent years, the Districts plan to continue its aggressive implementation of sewer rehabilitation. In support of this effort, the Districts recently completed a comprehensive risk assessment of all Districts sewers. A specialized software was utilized to evaluate multiple risk factors and assess each sewer pipe’s likelihood and consequence of failure. The results shown in the risk matrix below have allowed the Districts to better plan and prioritize projects with the highest risk levels. For the *Very High* category, plans are underway for the rehabilitation to be completed within the next two years.

Risk Matrix Presenting Risk Levels and Length of Pipelines in Miles that Fall into Each Risk Level

Note: Data queried on May 9, 2024. Miles rounded to the nearest whole number.

Failure Likelihood		1	2	3	4	5	6	7	8	9	10
Consequence of Failure	1	<1	5	10	17	23	26	12	12	5	1
	2	<1	19	52	99	83	40	19	6	1	1
	3	<1	6	4	33	58	51	28	14	6	1
	4	0	7	24	44	39	22	14	6	3	<1
	5	0	11	13	54	70	51	23	12	4	<1
	6	0	5	11	21	34	32	16	11	2	<1
	7	0	1	2	19	30	22	11	7	2	<1
	8	0	0	<1	6	16	12	5	2	1	<1
	9	0	0	0	1	3	2	1	<1	<1	0
	10	0	0	0	0	<1	<1	0	0	0	0
Risk Level		Very Low		Low		Medium		High		Very High	
Total Length		132		634		395		138		3	



# PURE WATER SOUTHERN CALIFORNIA PROGRAM

*The Grace F. Napolitano Pure Water Southern California Program Innovation Center in Carson*

Since 1962, the Districts have been producing recycled water that provides a reliable, drought-resistant source of water for the region. Most of the cleaned water from 10 of the 11 wastewater treatment plants is reused mainly for groundwater replenishment, except for the last untapped source produced by the A.K. Warren Water Resource Facility (Warren Facility). To recycle the Warren Facility’s water, advanced treatment is needed to remove salts and nutrients. To that end, the Districts have partnered with the Metropolitan Water District of Southern California on the Pure Water Southern California Program (PWSC). The agencies have been in talks regarding cost sharing and the potential for the Districts to design, construct, own, and operate 1) membrane bioreactors (MBR) that will serve as pretreatment to the advanced water treatment process, and 2) a sidestream centrate treatment (SCT) system to reduce the overall nutrient loading in the Warren Facility’s influent flows. If approved by the Districts’ Boards of Directors, the Districts’ contribution towards PWSC may be as much as \$1.3 billion.

Project Name	Start Date	End Date	Projected Total Cost*	FY 24-25	FY 25-26	FY 26-27	FY 27-28	FY 28-29
Pure Water Southern California	7/1/2023	6/30/2041	\$1.2B	\$1M	\$10.4M	\$20.4M	\$50M	\$140M
A.K. Warren Water Resource Facility Sidestream Centrate Treatment Facility	7/1/2023	6/30/2028	\$70M	\$3.5M	\$0.8M	\$31.2M	\$34M	-

\*Includes past, present, and future amounts.

The agencies are actively pursuing state and federal grants to offset some of the project costs. Metropolitan has been awarded \$80 million from the State of California for general PWSC development, \$5 million from United States Bureau of Reclamation (Bureau) for PWSC planning activities, and \$99 million from the Bureau for PWSC required studies, design activities, and land acquisition for groundwater recharge and conveyance pipeline infrastructure. Metropolitan will share a portion of these grants with the Districts relative to the Districts’ capital contribution to PWSC.

Metropolitan anticipates the release of the Draft Environmental Impact Report (EIR) in December 2024 with a goal of certifying a Final EIR in Fall 2025. Preliminary design will also begin in 2025. Initial site work, such as grading and other site preparation, could begin as early as 2026. Phase 1 of the project will produce a total of 115 million gallons per day of purified water. Metropolitan is targeting an initial water delivery of 30 million gallons per day by 2030 and ultimate completion of Phase 1 by the end of 2032. Phase 2 will produce an additional 35 million gallons per day, however, the timeline of its development will be dependent on the demands by Metropolitan’s member agencies.



*Cryogenic oxygen towers at the Warren Facility*



## SEISMIC RESILIENCY PROGRAM

The Districts have initiated a Seismic Resiliency Program aimed at identifying structural deficiencies and prioritizing seismic mitigation work to maintain the level of service expected of the Districts following a major seismic event. In this past FY2023-24, the Districts awarded an approximately \$2 million contract for the creation of standardized evaluation criteria and procedures for the Districts' structural assets and the completion of an initial seismic evaluation of the Warren Facility. In the coming years, seismic evaluations will be performed for eleven other facilities, including nine water reclamation plants, the Joint Administration Office, and the San Gabriel Valley Field Office. The ensuing mitigation work is anticipated to cost an average of \$15-20 million per year. In the longer term, individual capital projects with clearly defined scope will be added to the Capital Improvement Program.

## EMERGING REGULATORY CONCERNS

The Districts have budgeted potential multi-year projects at Whittier Narrows, San Jose Creek-West, Los Coyotes, Long Beach, and Pomona Water Reclamation Plants in anticipation of more stringent discharge limitations that will require effluent temperature control and treatment of PFAS, which stands for per- and polyfluoroalkyl substances. To address these concerns, \$12 million is budgeted for the next five fiscal years while the longer-term budgets will continue to be refined.



*Long Beach Water Reclamation Plant*

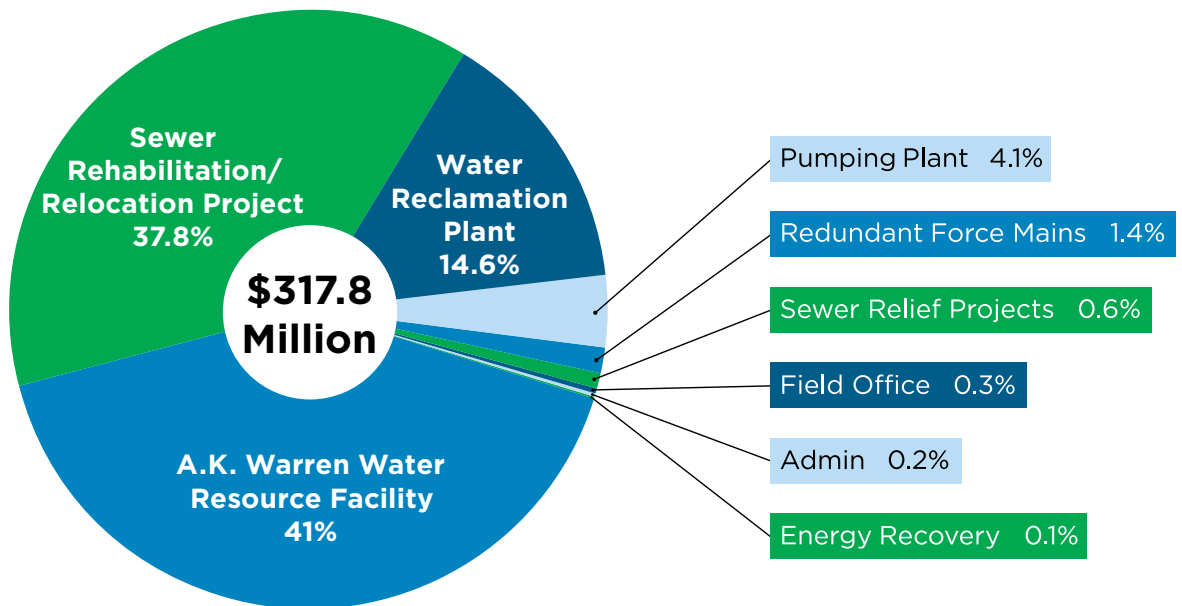
# FY2024-25 JOS CIP BUDGET SUMMARY

## CIP Projects by Status

Total Budget	\$317.8M
No. of Active Projects	224
No. of Projects in Design	98
No. of Projects in Construction	39
No. of New Projects	23

## CIP Projects by Facility Type

Facility Type	No. of Projects	FY2024-25 Budget
AK Warren Water Resource Facility	30	\$130.2M
Sewer Rehabilitation	85	\$120.1M
Water Reclamation Plants	70	\$46.3M
Pumping Plants	18	\$13.0M
Redundant Force Mains	11	\$4.5M
Sewer Relief	4	\$1.9M
Field Office	1	\$1.0M
Admin	4	\$0.6M
Energy Recovery	1	\$0.2M
<b>Grand Total</b>	<b>224</b>	<b>\$317.8M</b>



# LONG-TERM JOS CIP BUDGET SUMMARY

Total No. of Projects in 20-Year Planning Period	312
Total Budget in 20-Year Planning Period	\$5.6B
Total Budget for Next 5 Years	\$2B





**LOS ANGELES COUNTY  
SANITATION DISTRICTS**  
*Converting Waste Into Resources*