



**LOS ANGELES COUNTY
SANITATION DISTRICTS**
Converting Waste Into Resources

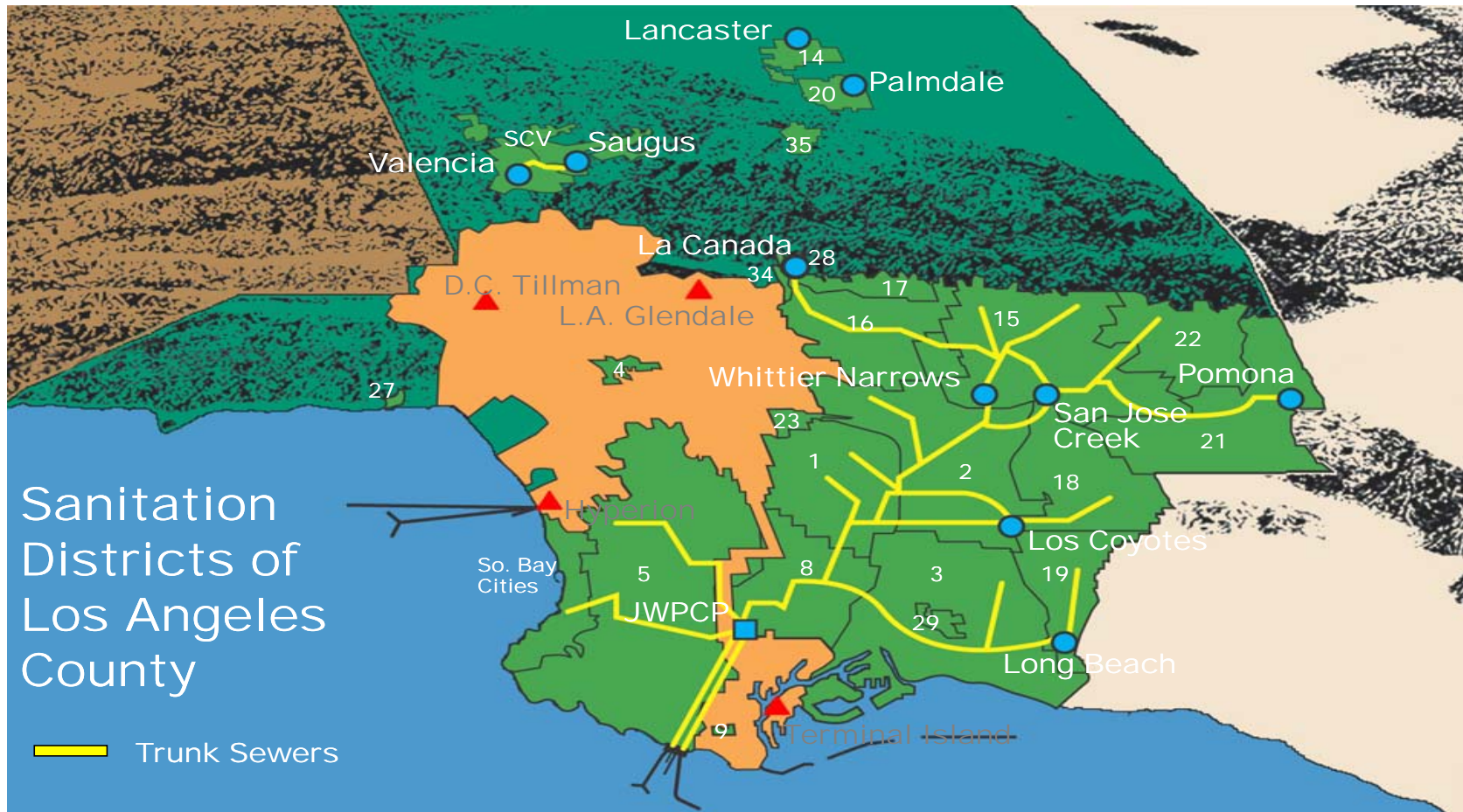
Industrial Waste Surcharge & Connection Fee Program

Diana Tran
Christina Viets

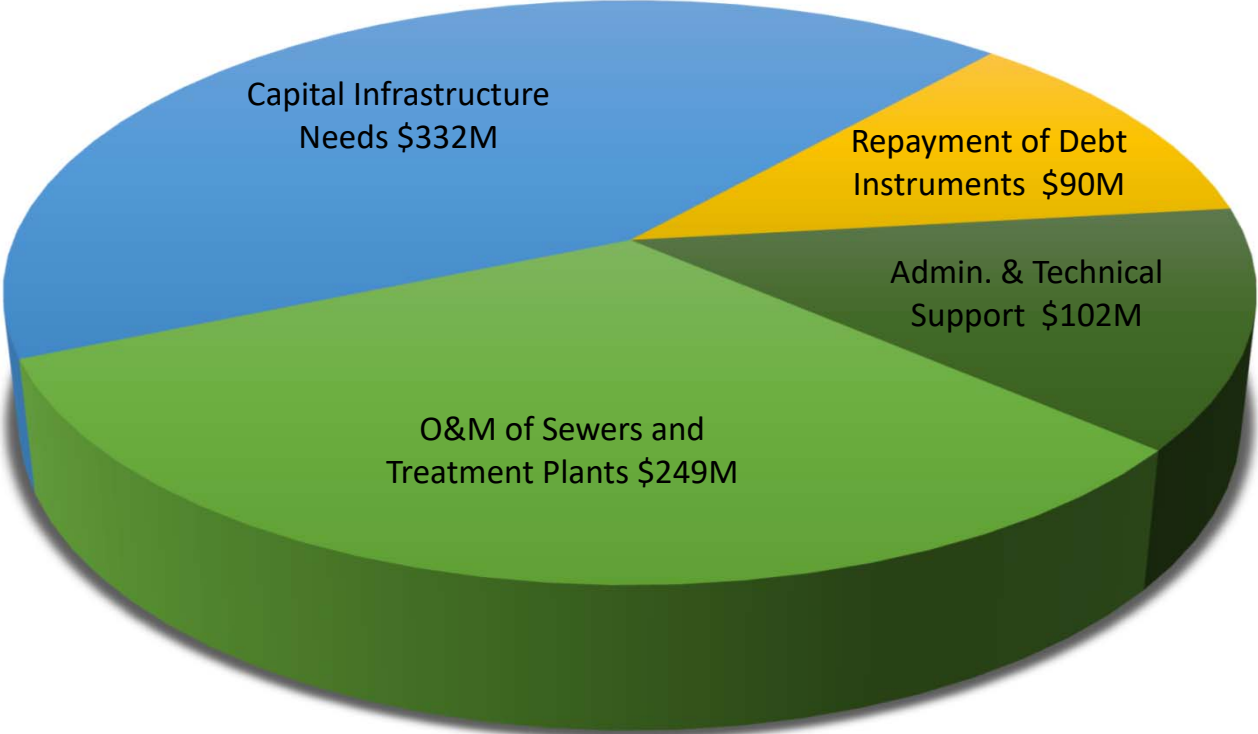
March 10, 2020



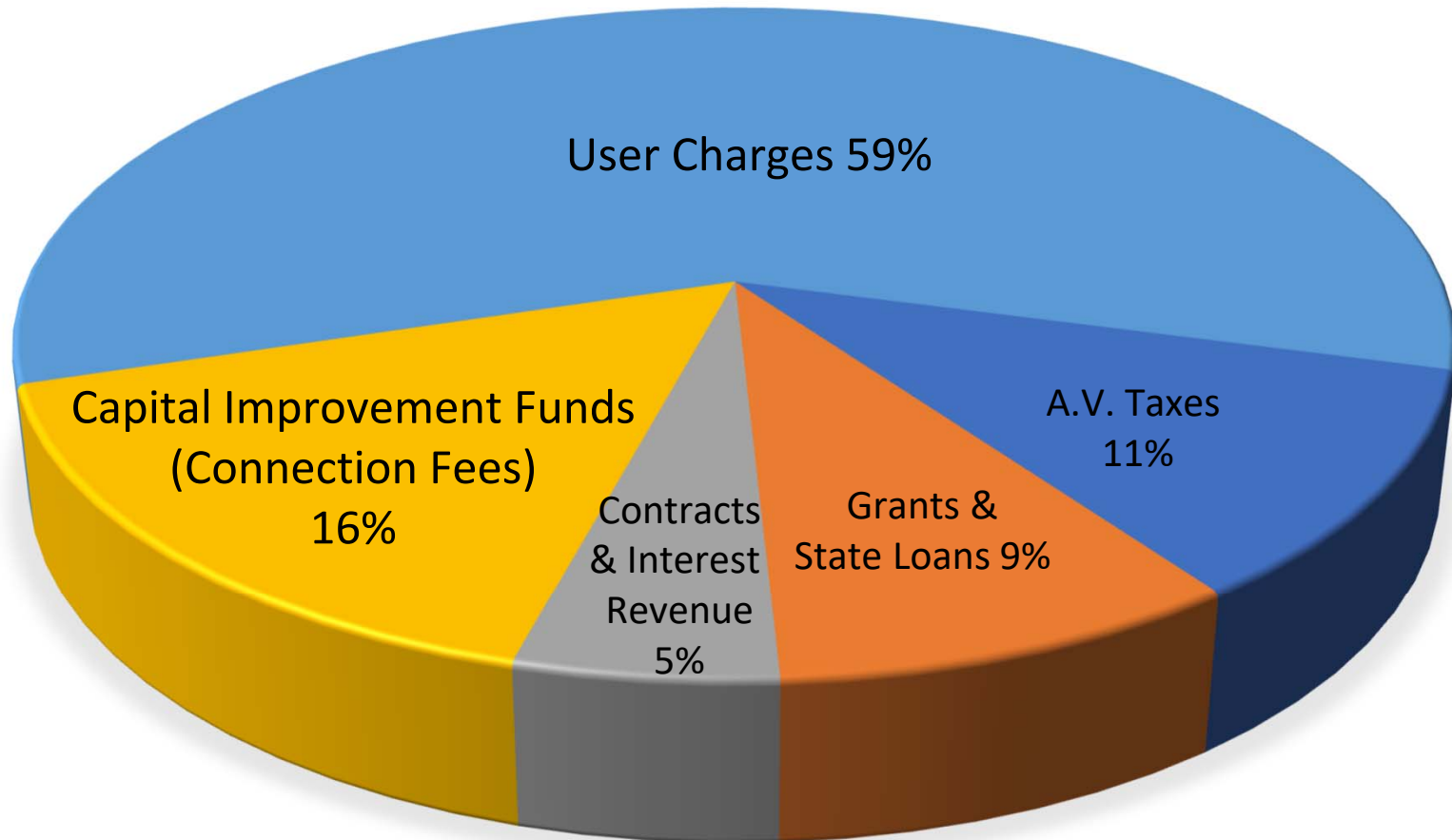
We Treat 390 Million Gallons of Sewage Per Day



The Wastewater Budget for Fiscal Year 2019-2020 is \$773 Million



How do we pay for these expenses?



User Charges are collected through two programs:

- **Service Charge**

Collected on the property tax bill from residential and commercial properties based on an estimated discharge

- **Industrial Waste Surcharge**

Collected from Industrial Users directly based on measured discharge



Why do we have a “special” Industrial Waste Permitting Program?



Clean Water Act of 1972

- Use Best Available Control Technology (BACT) for pretreatment of industrial waste
- Enforce standardized regulations for categories of industrial operations (i.e. Federal Pretreatment Standards)
- Require sampling and monitoring of industrial discharges



Why have a separate program for Industrial Users?

- **Ensure industrial users pay their fair share of conveyance and treatment costs**
- **Recover the cost of administering the IW Permitting Program**



What is an IW Discharger's User Charge based on?

- Flow
- Chemical Oxygen Demand (COD)
- Suspended Solids (SS)
- Peak



How do we know how much an Industrial user discharges?

- **Data collected periodically through sampling by the Industrial User as required under their permit (Self Monitoring)**
- **Data collected through sampling by LACSD Monitoring Crews**
- **Annual Surcharge Filing**



Exemption Statement

- **Less than 1 million gallons per year including sanitary wastewater.**
Total flow discharged to sewer + sanitary deduction < 1 MGY

- **Equal or less than Districts' average strengths:**

District	COD (mg/l)	SS (mg/l)
Joint Outfall (JO)	1,250	335
4	1,389	112
14	616	285
20	603	283
Santa Clarita Valley (SCV)	585	272

- **Exempt companies pay through the property tax bill**



Short Form

- **Less than 6 million gallon per year**
- **Less than average wastewater strengths**
- **May choose to file Long Form**



Long Form

- **More than 6 million gallons per year**
- **High wastewater strengths**
- **Peak charge**
- **Require frequent testing**



Frequency of Tests

Surcharge Requirements – Frequency of Tests	
Yearly Cumulative Flow Volume From Each Discharge Outlet (Million Gallons)	Required Testing Frequency
15.00 and less	1 per 3 months
15.01 to 40.00	1 per 2 months
40.01 to 100.00	2 per month
100.01 to 250.00	1 per week
Over 250	2 per week



User Charge

- **Hospitals**
 - **Acute Care**
 - **Skilled Nursing and/or Intermediate Care**
- **Long Form/Short Form option**



The Connection Fee Program

- **Based on quantity and strength of the wastewater discharged**
- **New or renewed permit**
- **Evaluated at the end of the fiscal year**
- **Exceed 25% of established baseline**



Connection Fee - Options

- **Payment in full**
- **Extended payment schedule**
- **Demonstration**



Common Errors

- **Transcription errors**
- **Rounding errors**
- **Missing information**



Wastewater Sampling Tips

- **LACSD sample data**
 - All sample data
 - Fact sheet
- **Flow-weighting for direct measurement**
 - Based on flow volume
 - Use frequency of tests table
- **Split samples**
 - Average before including on Table 3



Estimated Quarters

Gross Surcharge Payable (Previous FY): **\$52,781.60**

Divide by 4: **\$13,195.40**

Round to nearest dollar: **\$13,195.00**

This amount should be paid for each of the first three quarters of the new fiscal year





Long Form Payment Due Dates

- Q1 - September 30th
- Q2 - December 31st
- Q3 - March 31st
- Q4 - August 15th



Checks

1936

3/10/2020
DATE

PAY TO THE ORDER OF LA County Sanitation Districts | \$ **1,000.00**

One-thousand and 0/100 DOLLARS  Security Features Details on back

FOR FID 1234567, 2019-2020 Q3 Signature

⑆000000186⑆ 000000529⑈ 1000



Now Accepting Online Payments

www.lacsd.org



**LOS ANGELES COUNTY
SANITATION DISTRICTS**
Converting Waste Into Resources



About Us



Services



Opportunities



Education



How Do I?



Documents



Health and the environment.

- 
Bids & RFP
- 
Jobs
- 
Board Agendas
- 
Calendar
- 
Directions
- 
Clearwater
- 
Report Fraud

 **Headlines**

[See All](#)

March 6, 2020

Park at Puente Hills Landfill

When the Sanitation Districts closed the Puente Hills Landfill in 2013, we had saved a significant amount of money for LA County Department of ...

[Read More »](#)

March 3, 2020

New Districts' Logo

We are happy to unveil our new logo! The logo represents the environment we work to ...



HHW / E-Waste



Wastewater Rates & Rebates



**LOS ANGELES COUNTY
SANITATION DISTRICTS**
Converting Waste Into Resources



About Us



Services



Opportunities



Education



How Do I?



Documents



Bids & RFP



Jobs



Board Agendas



Calendar



Directions



Clearwater



Report Fraud



Headlines

See All

March 6, 2020

Park at Puente Hills Landfill

When the Sanitation Districts closed the Puente Hills Landfill in 2013, we had saved a significant amount of money for LA County Department of ...

[Read More »](#)

March 3, 2020

New Districts' Logo

We are happy to unveil our new logo! The logo represents the



HHW / E-Waste



Wastewater Rates & Rebates




**LOS ANGELES COUNTY
SANITATION DISTRICTS**
Converting Waste Into Resources

OUR MISSION

To protect public health and the environment through innovative and cost-effective wastewater and solid waste management and, in doing so, convert waste into resources such as recycled water, energy, and recycled materials.



WATER RECYCLING



GREEN ENERGY



MATERIALS RECYCLING